

Pure Gold

Sample Lesson



Matthew 13:45-46



GOLD



This sample lesson is from the **Pure Gold** course and is offered in partnership with SEAN UK and with permission of SEAN International. This course can also be obtained from SEAN UK. For further details see www.sean.uk.net

Copyright © SEAN International

All rights reserved. No part of this publication may be reproduced, stored in a retrieval system, or transmitted in any form or by any means, electronic, mechanical, photocopying, recording or otherwise, without written permission from SEAN International.

SEAN UK is a UK Registered Charity (No 1102491)

SEAN International is a UK Registered Charity (No. 286965).

Scripture taken from THE HOLY BIBLE, NEW INTERNATIONAL VERSION®, NIV® Copyright © 1973,1978, 1984, 2011 by Biblica, Inc.™ Used by permission. All rights reserved worldwide.

Published by: GOLD Project, PO Box 561, WITNEY, OX28 9PD

www.goldproject.org

Welcome

This course, Pure GOLD, gives grounding in an overall knowledge and understanding of all the books of the Bible and how they fit together to give us a wonderful picture of God's plan for humanity. It is ideal for new Christians after finishing the "Abundant Life" course.

Our GOLD Project courses are designed to help you learn by means of:

The Method

The course uses a very simple method. It is specially aimed at ordinary people with a basic school education but is useful for all types of people. All our GOLD Project courses are designed to help you learn by means of:

Home Study
plus
Group Meetings
and
Practical Application

Home Study

This course is made up of **10 Blocks** of study, each with 2 **lessons**. You will need to complete each Block on your own at home. These lessons require you to read and interact with the course material as well as with your Bible. They are deliberately repetitive to help you remember what you learn.

To get the maximum benefit it is important that you use the course in the way it was intended:

1. Read each numbered section.
2. Write the correct answers to the questions in the spaces provided or tick the correct answers where there is a choice.
3. After you have completed each answer, check that your answer corresponds with the answers given at the end of this Student Workbook.
4. Proceed to the next section.

The Bible verses in the lessons, shaded in grey, are for memorising. We have used the New International Version of the Bible throughout this course. If you use a different version, you will find that the course does not match your Bible.

At the end of each lesson, we encourage you to spend some time in reflection on how what you have learnt applies to you in the situation where God has placed you. If you have any difficulties talk them over with your Group Leader.

Group Meeting

After each lesson, you will have a group meeting. The group meetings give the opportunity for you to clarify ideas and to share your own thoughts and to listen to the ideas of others. The process of learning from the Bible in a group is an essential part of the programme. It is here that you are able to think through areas of application and to pray and support each other in your studies.

The aim of this method is that:

1. you can check frequently that you have understood the material presented;
2. you are stimulated to active thinking;
3. you reinforce what you learn and are better able to remember it.
4. you are able to learn with others and be guided by your Group Leader.

Practical Application

During each group meeting, you will discuss what practical application task you will try and complete before you next meet. You will have an opportunity to review the practical application each time you meet.'

Additional instructions are provided in these boxes. Please pause to read them thoroughly. Now it's time to get started!

Lesson 5A

The Books of History (1)



Do you remember how, at the end of **Lesson 3A**, we looked at “The Bible Library”? Turn again to this at the back of this Student Workbook.

1. We have already learned about the five Books of the Law. Next are the Books of History.

According to our “Bible Library”, how many Books of History are in the Old Testament? (Take special notice that these include three pairs of books.)

2. Today, we will look at three of these history books. The first is Joshua.

From the list in our “**Bible Library**”, at the back of this Student Workbook, write the next two books in the correct order.

i. Joshua ii. _____ iii. _____

3. These books tell us how the people of Israel inherited the land of Canaan.

Hundreds of years earlier God had promised Abraham:




“The whole land of Canaan... I will give as an everlasting possession to you and your descendants after you.”

Gen. 17:8

Why were the Israelites able to take possession of Canaan?
(Tick one.)

- a. Because the land of Canaan was uninhabited.
- b. Because the Israelites were good soldiers.
- c. Because God kept his promise to Abraham.

The Book of Joshua

4.  After Moses died, Joshua became the new leader of the people. The book of Joshua describes how God’s people entered the land of Canaan. Read **Joshua 1:5–9**.

This passage is full of God’s promises and commands. Read the passage again, and by each of the following verses write either “command”, “promise” or “both”.

v.5 _____

v.8 _____

v.6 _____

v.9 _____

v.7 _____

5. Imagine how Joshua felt at that time. His leader and friend Moses was dead. Now he had to take all the responsibility on his own shoulders. He had to lead the people of Israel in battle against powerful enemies. How do you think he would feel? (Tick one or more.)

- a. Frightened
- b. Apprehensive
- c. Self-confident
- d. Angry
- e. Happy
- f. Insecure

6. Be ready to present your opinion in the group discussion. Probably he needed strength and comfort. That is why God encouraged him with commands and promises. In which three verses of the passage do we find the command, “Be strong”?

v. _____, v. _____, v. _____

7. In which two verses of this passage does God make the promise to be with Joshua?

v. _____, v. _____

8. When we are feeling frightened, or facing a big responsibility as Joshua did, we too can trust God’s promises. Memorise this verse:



“Do not be afraid; do not be discouraged, for the Lord your God will be with you wherever you go.”

Josh. 1:9

Write it out again:

“Do not be _____; do not be _____,
for the Lord your God _____
_____.”

Reference _____

9. With God’s miraculous help, Joshua led the people of Israel to many notable victories over the Canaanites. But even after entering Canaan, it took a long time to conquer all the enemies. In the same way, even after we receive Christ, it takes us a long time to conquer in our lives all the spiritual enemies, for example pride, selfishness, anger, etc..

Therefore, in the book of Joshua, what example do we find?

10. Even by the end of his life, Joshua had not conquered the whole of the country of Canaan. But, in faith, he had allotted different parts of the land to the twelve tribes of Israel. On the next page is the map of the Middle East that you studied before, with the land of Canaan enlarged so that you can see its detail.

a) What is the name of the river running through the land of Canaan? (**Map A**)

b) What important city is shown on **Map A**?

11. At the end of his life, Joshua preached his last sermon to the people of Israel.



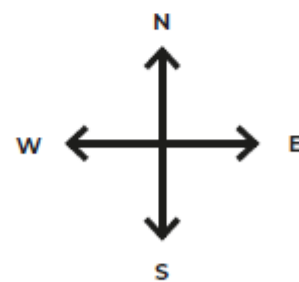
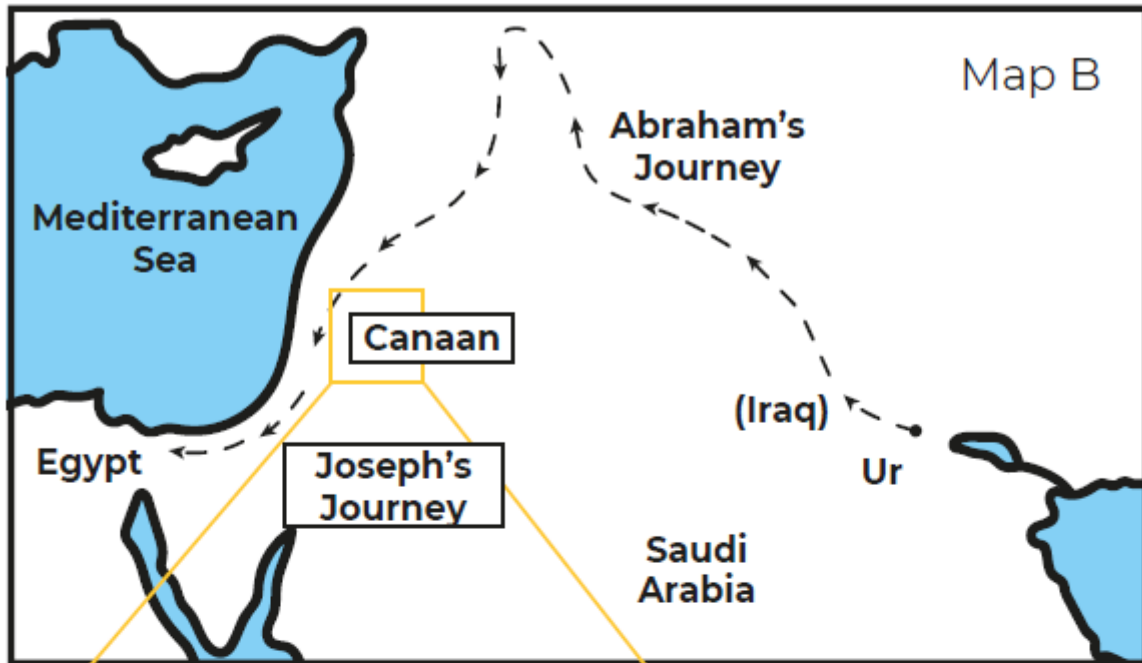
Read **Joshua 23:6–7**. In these verses, do we find examples, commands, promises or warnings?

a) v.6 _____ b) v.7 _____

12. Did you notice that, in verse 6, Joshua gave the same command to the people that God had given him back in **Joshua 1:7**? To be successful in our spiritual life, we too should obey this command.


In **Joshua 23:7**, the people are commanded not to worship other gods. Fill in the gaps:


“Do not _____ the names of their gods or _____ by them. You must not _____ them or _____ to them.”



- 13.** This was a very important command for the people of Israel. Unfortunately, many times they disobeyed this command. They worshipped other gods as well as the Lord God.

From this, what do we learn about humanity?

- 14.**  In **Joshua 23:14**, what do we learn about God?

- 15.**  In **Joshua 23:16**, do we find a command, a promise, an example or a warning?

- 16.** What are three questions we can ask to gain benefit from a passage?

- a) In this passage, what do I learn about _____?
- b) In this passage, what do I learn about _____?
- c) In this passage, what c_____, p_____,
ex_____ or w_____ do I find?

- 17.** Write out the verse you memorised in **Frame 8**:

“Do not be _____

Reference _____

The Book of Judges

- 18.** Although Joshua had warned the people not to worship other gods, often they ignored this warning.



Read **Judges 2:11–13**. Which two gods of the Canaanites are mentioned in **v.13**?

_____ and _____

- 19.** Baal was a male god symbolised by a bull. Ashtoreths were female gods.

People thought that worshipping such gods brought good crops, fertility to barren women and success in life. In our society, what do people do to seek this kind of success? Write your ideas and be ready to share them in the group meeting.

- 20.** What did God do when the people worshipped other gods? See **Judges 2:14–15**.

- 21.** But God did not punish the people forever. How did he come to their rescue (**Judg. 2:16**)?

- 22.** This cycle of events recurred several times over the next 300 years. First the people fell into the sin of worshipping other gods. Then God allowed them to be defeated by their enemies, then a judge was raised up to give them victory in battle. The most famous of these judges were Gideon and Samson. If you are interested, you can read their stories in **Judges chapters 6 to 8** and **13 to 16**.

Which two books of history have we looked at so far?

a) _____ and b) _____

The Book of Ruth

- 23.** In the book of Judges we have seen how the people of Israel used to turn to foreign gods. But the next book of history describes a foreigner who turned to worship the God of Israel. The book gains its title from her name.

Who was she? _____

- 24.** The book of Ruth is very short and you can easily read it for yourself. The last verse of the book tells us that Ruth became the great-grandmother of a very famous king.



Who was this king? Read **Ruth 4:22**.

- 25.** We will learn more about King David in the next lesson. Isn't it interesting that the Lord chose a despised foreign woman to be the ancestor of Israel's greatest king? And through King David, Ruth was also the ancestor of Jesus Christ!



Now do the **Lesson Review** at the back of book.

Answers to Lessons

Lesson 5A

1. 12
2. 2) Judges
3) Ruth
3. c.
4. v.5 Promise
v.6 Both
v.7 Both
v.8 Both
v.9 Both
5. a. b. f.
6. verses 6, 7 and 9
7. verses 5 and 9
8. afraid/discourage
d/ will be with you
wherever you go
(Joshua 1:9)
9. Victories that took
time (or similar)
10. a) Jordan
b) Jerusalem
11. a) Command
b) Command
12. invoke/ swear/
serve/ bow down
13. We are weak and
fickle (or similar
words).
14. He is faithful to
keep his promises
completely (or
similar words).
15. Warning
16. a) God
b) humanity
c) command/
promise/example/
warning
17. As in 5A. 8
18. Baal/ The
Ashtoreths
19. Answers in group
meeting
20. He punished
them.
21. He sent them
judges.
22. a) Joshua
b) Judges
23. Ruth
24. David
25. No answer

Lesson 5A: Review

- 1.** Write in the correct order the three books of history we have studied in this lesson.

a) _____ b) _____ c) _____

- 2.** What are three questions we can ask to gain benefit from a passage?

a) _____?

b) _____?

c) _____

- 3.** Write out the verse you memorised in this lesson:

“Do not be _____

Reference _____

- 4.** Despite being warned, the children of Israel kept on repeating a serious sin.

a) What was this sin? _____

b) How did God punish them for it? _____

c) How did he rescue them afterwards? _____

Whatever your educational level or knowledge of the Christian faith, we have courses that can enable you to grow in your faith.

As a group you can choose the level at which you want to study. We will train your group leader how the courses work.

All our courses combine:

- ✓ Home Study: using carefully designed workbooks
- ✓ Group Meetings: with a trained facilitator
- ✓ Application: Activities and opportunities to practice what you are learning

Level 1 Courses

For those who are new to the Christian faith and want an easily accessible form of study.

Level 2 Courses

For those who want to learn what it is to follow Jesus through an in-depth study of his life and ministry.

Level 3 Courses

For those who want to take the study of the Bible further and engage with its meaning for today.

For more information, contact:

The GOLD Project

info@goldproject.org

www.goldproject.org

www.twitter.com/GOLDDiscipleship

www.facebook.com/groupbasedopenlearningdiscipleship

The Group-based Open Learning Discipleship (GOLD) Project is a Charitable Incorporated Organisation (CIO) registered in England, registered charity no. 1166567